

WSK20

Single shot timer (leading edge) with 2 C/O.

Control contact is required to perform this function, Supply connection between (A1) and (A2) must be continuous. On closure of the control contact between (A1) and (B1) the relay will energize and time out period starts to run, on completion of the time out period the relay will de-energize. Activation of the control contact during the time out period has no effect. The relay drops out and timer resets automatically if the supply voltage is removed.



General specifications

- Main Standards: IEC 61812-1, IEC 61000-6-2, EN 50178
- Additional standards: IEC 61000-4-2, IEC 61000-4-3, IEC 61000-4-4, IEC 61000-4-5
- Protection class open air: IP20
- Self-extinguishing plastic housing UL V0 acc IEC 529
- Mounting position: on DIN-rail TS 35 according to EN 50022
- Mounting position: vertically
- Terminal : acc IEC 60947-7-1, IEC 60998-1
- Terminal Capacity: 1x4mm² without multicore cable end
1x0.5 to 2.5mm² with/without multicore cable end

Display

- Power on: LED green (Un) Indicates of supply voltage
- Relay energized: LED red (R) indicates of relay energized.

Incoming supply circuit

- Supply voltage: 240VAC (refer to table below)
- Supply tolerance: ± 10%
- Incoming Supply terminals: A1 (+) – A2 refer to table below.
- Rated power consumption: 2 VA
- Rated frequency for as voltage: 48 to 63 Hz
- Duty cycle: 100%
- Reset time: 30 ms
- Drop off voltage: ≥ 20% of nominal voltage.

Incoming control circuit

- Control supply terminals: A1 – B1
- Loadable: NO
- Maximum cable length: 20 mtr
- Trigger level (sensitivity): Automatic adaptation from timer supply.
- Min duration control pulse length: 100 ms

Output circuit

- Relay: 2 C/O
- Rated voltage: 250 Vac
- Switching capacity ac: 1000 VA (4A / 250V) COS φ = 1
- Switching capacity dc: 3 A 30 Vdc
- Max switching capacity ac: 5A
- Mechanical life: 1 x 10⁵ operations
- Electrical life at 1000 VA COS φ = 1: 200.000 operations

Accuracy

- Base accuracy at min. and max scale: ±1%
- Adjusting accuracy: <5% of max scale value
- Repetition accuracy under constant condition: <0.5% (as % of full range)
- Voltage influence: No
- Temperature influence: < 0.01% / °C

Environmental conditions

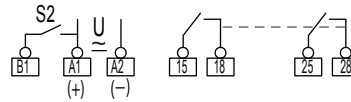
- Permissible ambient temperature: -25°C....+55°C
- Storage temperature: -25°C....+70°C
- Transport temperature: -25°C....+70°C
- Relative humidity (acc. IEC 721-3-3 CLASS 3K3): 15% to 85%
- Vibration resistance (acc. IEC 68-2-6): 10 TO 55 H

Dimensions & weight

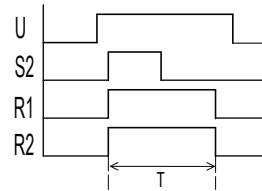
- Width: 24 mm
- Height: 89 mm
- Depth (excl. DIN-profile): 65 mm
- Weight: 60 gram

Connections

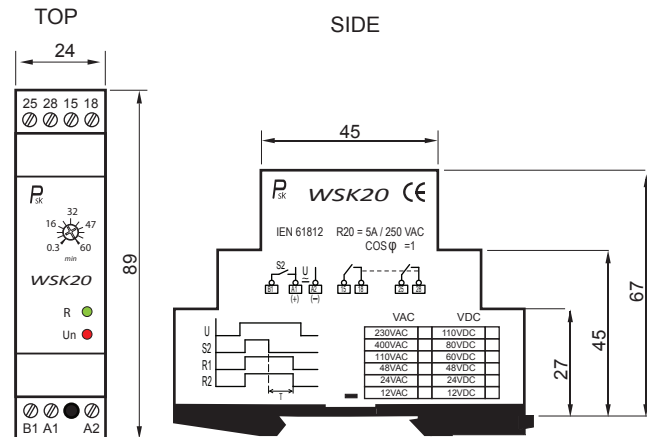
IEN 61812 R20 = 5A / 250 VAC
COS φ = 1



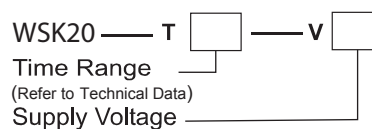
Function



Dimensions



Ordering information



VAC		VDC	
230VAC	110VDC		
400VAC	80VDC		
110VAC	60VDC		
48VAC	48VDC		
24VAC	24VDC		
12VAC	12VDC		