

## RSTC

### 3 Phase Control Relay

- Monitors its own supply voltage.
- Detects total phase failure and phase sequence.
- Measuring voltage without neutral.
- Does not detect phase failure with regenerated voltage present (back EMF).
- LED indicates for relay status.



#### Operating

When the phase sequence and voltage are correct, the output relay energizes and the red LED is lit. In the event of a wrong phase sequence or total lose of one or more phases, the relay opens instantly and the red LED extinguished.

#### General specifications

- Casing: 17mm
- Terminal block protection IP20 acc IEC 60529
- Self-extinguishing plastic housing UL V0 acc IEC 529
- Mounting position: on DIN-rail TS 35 according to EN 50022
- Mounting position: vertically
- Terminal : acc IEC 60947-7-1, IEC 60998-1
- Terminal Capacity: 1x4mm<sup>2</sup> without multicore cable end  
1x0.5 to 2.5mm<sup>2</sup> with/without multicore cable end

#### Display

- Relay energized: LED red (R) indicates of relay energized.

#### Output circuit & Display

- Output relay status indication RED LED
- Relay: 1 C/O
- Rated voltage: 250 Vac
- Switching capacity ac: 2000 VA (8A / 250V) COS  $\phi$  = 1
- Switching capacity dc: 3 A 30 Vdc
- Max switching capacity ac: 8 A
- Mechanical life: 1 x 10<sup>6</sup> operations
- Electrical life at 1000 VA COS  $\phi$ =1: 200.000 operations

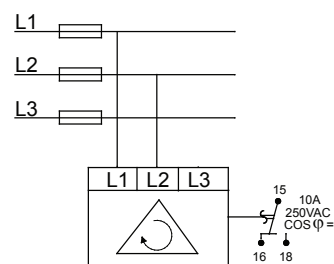
#### Environmental conditions

- Permissible ambient temperature: -20°C....+50°C
- Storage temperature: -25°C....+70°C
- Transport temperature: -25°C....+70°C
- Relative humidity (acc. IEC 721-3-3 CLASS 3K3): 15% to 85%
- Vibration resistance (acc. IEC 68-2-6): 10 TO 55 H

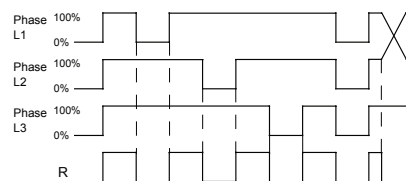
#### Dimensions & weight

- Width: 18 mm
- Height: 89 mm
- Depth (excl. DIN-profile): 64 mm
- Weight: 71 gram

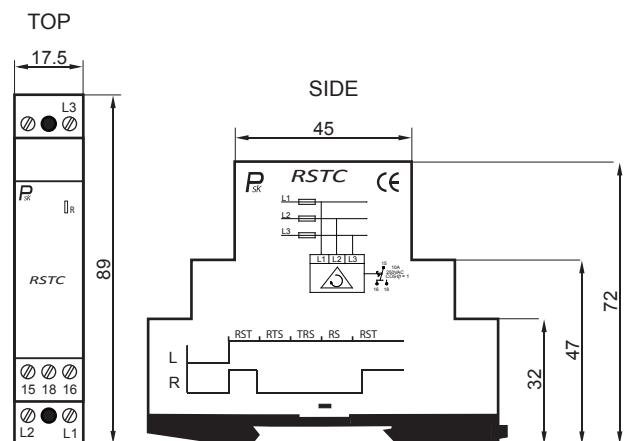
#### Connections



#### Function



#### Dimensions



#### Ordering information

RSTC - V - 3 x 400 VAC 50 Hz