


MOD-CLTH

24 hour Watch, Temperature, Humidity



- * 24 hours watch
- * Temperature / Humidity
- * Number of segments: 4 or 6
- * Coating: Co: Coated Nil: Regular
- * Sealed: Se: Sealed IP67 Nil: Flux proof
- * Segment height: 2.3", 4", 5", 7"
- * Operation Voltage: 240,110, 24VAC 50/60Hz.

General description

The MOD CLTH is designed to be used in an industrial or public environment where a large highly visible display is needed. All of the digits are equal in total height and displays accurately and intelligibly from 40m up to 160m. The MOD CLTH can be used in a wide variety of applications with no additional equipment. It can be displayed on a wall or a top ceiling. It comes standard with 240V 50-60 Hz.

Features

- Visible 40-160m
- Aluminum case
- 1 year warranty
- Super Bright Led display
- Back panel Control Internal capsule battery CR2032 1.5 Volt
- Display Time 24h
- Wired remote control
- RS 232 remote control
- Displays Time, Date, Temperature and Humidity
- IP67 Sealing option
- Wide input voltage Range
- TRH-300 Temperature/Humidity Transmitter

General specifications

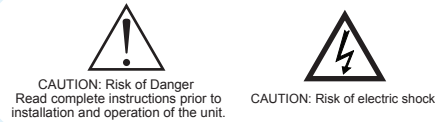
- Led Display: 7 segment; red LED display (refer to table bellow).
- Time display: 24 hours.
- Display: hour, minute, temperature, humidity, seconds, date.
- Power source: work with wide voltage Ranges.
- Measurement Humidity: 0~100% RH
- Measurement Temp: 0~100°C, (-20°~+80°C).
- Accuracy (At 25°C): + 2% RH, +0.3°C.
- Long-term Stability: Better than 1% RH per year (Typical).
- Temp. Compensation: + 0.008%RH/ C (Effect @ 0% RH).
- Operating Temp:-10° to 49° C (32° to 120° Fahrenheit).
- Case: Aluminum black powder coated casing with red acrylic front glass.
- Case dimensions: refer to case dimensions table (1)
- Visible: 40-160m (Related to segment size).
- Sealing proof: IP42

Safety summary

All safety regulations, local codes and instructions that appear in this and corresponding literature, or on equipment, must be observed to ensure personal safety and to prevent damage to either the instrument or equipment connected to it. If equipment is used in a manner not specified by the manufacturer, the protection provided by the equipment may be impaired.



The protective conductor terminal is bonded to conditive parts of the equipment for safety purposes and must be connected to an external protective earthing system.



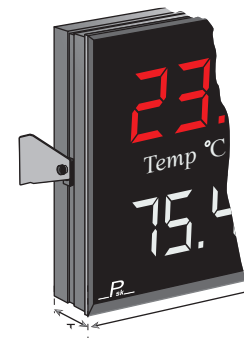
Installation

INSTALLATION ENVIRONMENT:

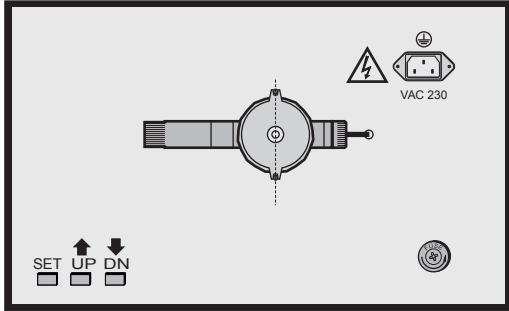
The unit should be installed in a location that does not exceed the operating temperature. Placing the unit near devices that generate excessive heat should be avoided. The unit should only be cleaned with a soft cloth and neutral soap product. Do NOT use solvents. Continuous exposure to direct sunlight may the front overlay. Do not use tools of any kind (screwdrivers, pens, pencils, etc.) accelerate the aging process of to operate the keypad of the unit.

MOUNTING INSTRUCTIONS:

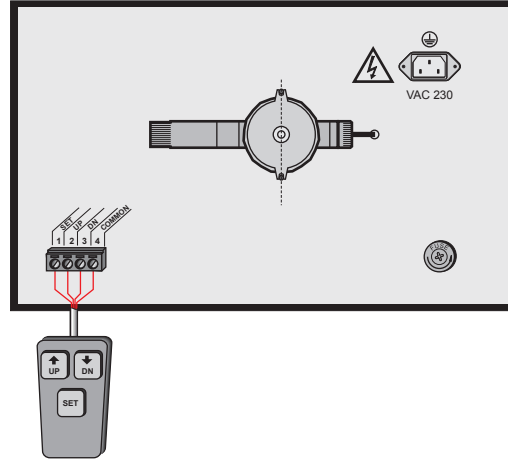
This display is designed to be wall mounted or suspended from a ceiling truss or other suitable structure capable of supporting the MOD-CLTH. Caution should be exercised when hanging the display to provide for the safety of personnel. If hanging the CLTH, run the suspension cables (or chains) through the mounting bracket holes.



3 fixed buttons



Remote control



Ordering information

MOD-CLTH - Co - Se - H - V - C - L

1	1	2.3"	230VAC	black	indoor
R	F	4"	110VAC	white	outdoor
	R	7"	24VAC		

Co: 1 = Coted R = Regular

Se: 1 = Sealed IP67 F= Flux Proof R = (Regulr) IP42

H : Segment digit

V : Operating Voltage

C : Box Color

L : Installation Location